



**LMI**<sup>®</sup>

*an Accudyne Industries brand*

# **Microprocessor Pump**

## **Programming Quick Card**

**Manual No : 1757**

**Rev. : C**






























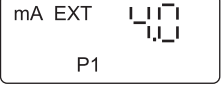
**Rev. Date : 11/2015**










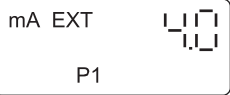


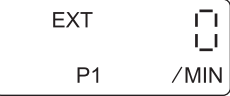


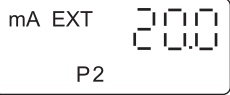


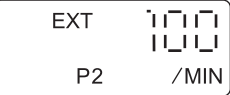
**LMI**<sup>®</sup>

*an Accudyne Industries brand*

# MICROPROCESSOR PUMP - PROGRAMMING QUICK CARD

FUNCTION PRESS	DISPLAY
ON/OFF 	INT 000 /MIN or INT 100 /MIN = OFF  = ON
Stroke Frequency  or 	From 100 to 0 SPM  5 seconds for 59 to 0 SPH
Priming  5 Sec	 or  for 1 Min
Power Control  and  3 Sec	 then  or  from P5 to P0
Safety Lock  and  3 Sec	 All functions except ON/OFF and Prime
Total Lock  and  and  3 Sec	 All Keys
Unlock  and  3 Sec	Cancel both Lock Modes
INT/EXT Mode  3 sec (Pump Off)	 or 
EXT Mode Change  and  5 Sec	 or  or 

## EXTERNAL MODE SETTINGS (PUMP OFF)

X or ÷ Mode  or 	Changes Divide or Multiply value
mA Mode After 3 Seconds  or 	 Enters the Program Mode
Point 1 mA After 3 Seconds  or 	 mA value for Point 1
Point 1 SPM After 3 Seconds  or 	 Stroke Frequency value for Point 1
Point 2 mA After 3 Seconds  or 	 mA value for Point 2
Point 2 SPM  or 	 Stroke Frequency value for Point 2

In mA Programming Mode, each line remains on display 5 seconds after the last key pressed.

# MICROPROCESSOR PUMP - PROGRAMMING QUICK CARD

CODE	ALARMS AND ERRORS
E1 _____	Low Level Alarm (With optional 29190 Level Switch)
E2 _____	Flow Alarm (With optional FM-200-9 Series)
E3 _____	Stroke Frequency > 100 SPM (÷ Mode Overpulse Protection)
E4 _____	Batch Accumulating Error (x Mode Overpulse Protection)
E5 _____	Excessive mA Signal > 21 mA

ADVANCED PROGRAMMING MENU	
Access:  to 100 SPM, hold  for 5 seconds	
DISPLAY	
	Software Revision
	Change with  or
	Batch Accumulate _____ 0 = Disable _____ 1 = Enable
	Computer Interface _____ 0 = Disable _____ 1 = Enable
	Automatic Voltage Compensation _____ 0 = Disable _____ 1 = Enable
	Flow Monitoring _____ 0 = Disable _____ 1 = Enable
	Missing Pulse Level _____ 0 to 255 If Flow Monitoring is Enabled
	Input Pulse Width _____ Each Unit = 4 mS 15 = 60 mS
	Blowdown Solenoid _____ 0 = Disable _____ 1 = Enable
	Blowdown ON Time (seconds) _____ 0 to 255 If Blowdown Solenoid is Enabled
	Pump ON Time (seconds) _____ 0 to 255 If Blowdown Solenoid is Enabled
	Back to Normal Operation

*We are a proud member of Accudyne Industries, a leading global provider of precision-engineered, process-critical, and technologically advanced flow control systems and industrial compressors. Delivering consistently high levels of performance, we enable customers in the most important industries and harshest environments around the world to accomplish their missions.*



LMI® is a registered trademark of Milton Roy, LLC.

© 2015, 1996 Milton Roy, LLC.

[info@lmipumps.com](mailto:info@lmipumps.com)

[www.lmipumps.com](http://www.lmipumps.com)

