


## F-440

Compact Size

Rod Guided Float



### Features:

- Polysulfone meter body resists high temperatures and pressures.
- Compact size for tight installation spaces.
- 316SS or Hastelloy rod guided float.
- Union connections for easy installation and maintenance.
- Adjustable flow rate setpoint indicator.
- Direct reading permanent scale.

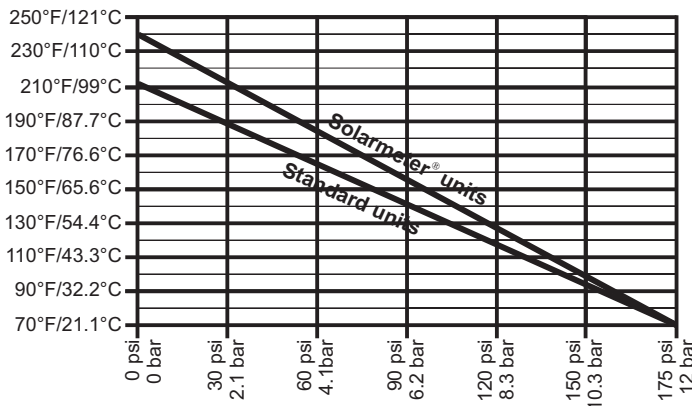
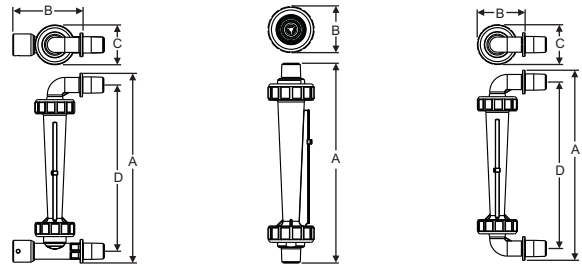
### Materials of Construction:

- Meter Body:** .....Polysulfone
- Adapters:**  
 Standard Series .....Polysulfone M/NPT (Optional F/NPT available)  
 Solarmeter<sup>®</sup> Series .....Brass M/NPT, or Sweat
- Guide Rod Holder:** .....Polysulfone
- O-ring seals:** .....Viton<sup>®</sup> (optional EP)
- Union Nuts (non wetted):**  
 Standard Series .....Polysulfone  
 Solarmeter<sup>®</sup> Series .....Anodized Aluminum
- Float:** .....316SS, PVDF, Hastelloy or PTFE (per model)
- Guide Rod:**  
 Standard Series .....316SS  
 K- Series .....Hastelloy

### Specifications:

- Max. working pressure:** .....175 PSI (10.3 bar) @ 70° F (21° C)
- Max. fluid temperature:**  
 Standard units .....212° F (100° C) @ 0 PSI  
 Solarmeter<sup>®</sup> units .....240° F (115° C) @ 0 PSI
- Full scale accuracy:** .....+/- 4%
- Calibration fluid:** .....Water, specific gravity 1.0
- Scale length:** .....2" (50mm) approx.
- Environment:** .....Not for direct sunlight exposure.
- Approximate shipping wt:** ...0.5 lb. (.23 kg)

### Dimensions:



	Model No.	Dim A	Dim B	Dim C	Dim D				
Inline	F-44250	6-3/16" 157mm	1-11/16" 43mm	N/A	N/A				
	F-44330								
	F-44375								
	F-44376								
	F-44500								
	F-44560								
Elbow	F-44750	7-1/2" 191mm	2" 51mm	N/A	N/A				
	F-44250E	7" 178mm	3" 76mm	1-11/16" 43mm	5-15/16" 151mm				
	F-44330E								
F-44375E									
Adjustable	F-44376E	7" 178mm	4-1/2" 114mm	1-11/16" 43mm	6" 152mm				
	F-44500EA								
	F-44560EA								
	F-44750E					8-1/8" 208mm	3" 76mm	2" 51mm	6-13/16" 173mm
	F-44250EA					8" 203mm	4-1/2" 114mm	2" 51mm	6-13/16" 173mm
	F-44330EA								
F-44375EA									

### Installation Requirements:

#### 1. Misalignment will damage the meter!

Flowmeter must be installed in an exact vertical plane to ensure accuracy. Be certain of proper plumbing alignments. Misalignment may cause the o-ring seals to leak. The meterbody material can be damaged by UV rays. **Do not install in direct sunlight.**

#### 2. Pipe dope and glue will damage the meter!

Use only PTFE tape on the threaded adapters. The meter body and plastic fittings cannot tolerate PVC Glue and/or pipe dope. Even fumes can cause severe damage. If you are installing your flowmeter to a glued pipe configuration, install the flowmeter *after* all glued fittings are dried and lines are purged of all fumes. **Never** hold the meter body with pliers or like tools. Union nuts should be hand tightened only. **DO NOT OVER-TIGHTEN!**

#### 3. Vibration and heavy loads will damage the meter!

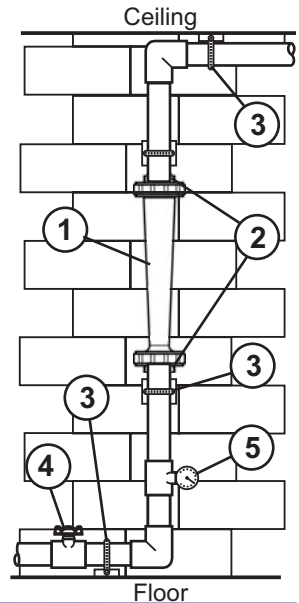
Wall, floor and ceiling mounts and supports must be carefully aligned with the meter body and sturdy enough to support the plumbing and prevent vibration. Never allow the flowmeter to support the weight of related piping.

#### 4. Solenoid valves will damage the meter!

**Avoid a system that will impose a sudden burst of flow to the meter.** Such a burst will cause the float to impact the float stop with destructive force. Solenoid valves, or other quick opening valves cannot be used unless meter is protected against sudden bursts of flow.

#### 5. High pressures and temperatures will damage the meter!

The maximum acceptable temperature and pressure is interdependent. The maximum acceptable working pressure is dependant on the actual fluid temperature. The maximum acceptable fluid temperature is dependant on the actual working pressure. (see Temperature Vs. Pressure chart).



### Flow Range and Model Options:

#### Standard Series - Equipped with 316 SS guide rod

Pipe M/NPT	Dual Scale Range GPM	Range LPM	Float Material	IN-LINE MOUNT MODEL NUMBER	PANEL MOUNT MODEL NUMBER	PANEL MOUNT ADJUSTABLE MODEL NUMBER
3/8"	.025 to .250	0.1 to 1.0	PVDF	F-44250L-6	F-44250LE-6	F-44250LA-6
1/2"	.025 to .250	0.1 to 1.0	PVDF	F-44250L-8	F-44250LE-8	F-44250LA-8
3/8"	0.1 to 1.0	0.4 to 4.0	316 SS	F-44375L-6	F-44375LE-6	F-44375LA-6
1/2"	0.1 to 1.0	0.4 to 4.0	316 SS	F-44375L-8	F-44375LE-8	F-44375LA-8
3/8"	0.2 to 2.0	0.75 to 7.5	316 SS	F-44376L-6	F-44376LE-6	F-44376LA-6
1/2"	0.2 to 2.0	0.75 to 7.5	316 SS	F-44376L-8	F-44376LE-8	F-44376LA-8
3/8"	0.5 to 5.0	1.8 to 18.0	316 SS	F-44500L-6	F-44500LE-6	F-44500LA-6
1/2"	0.5 to 5.0	1.8 to 18.0	316 SS	F-44500L-8	F-44500LE-8	F-44500LA-8
1/2"	1.0 to 10.0	5.0 to 37.5	316 SS	F-44750L-8	F-44750LE-8	F-44750LA-8
3/4"	1.0 to 10.0	5.0 to 37.5	316 SS	F-44750L-12	F-44750LE-12	F-44750LA-12
<b>GPH LPH</b>						
3/8"	3.0 to 30.0	10 to 110	PTFE	F-44330L-6	F-44330LE-6	F-44330LA-6
1/2"	3.0 to 30.0	10 to 110	PTFE	F-44330L-8	F-44330LE-8	F-44330LA-8
3/8"	5.0 to 60.0	20 to 220	316 SS	F-44560L-6	F-44560LE-6	F-44560LA-6
1/2"	5.0 to 60.0	20 to 220	316 SS	F-44560L-8	F-44560LE-8	F-44560LA-8

#### K-Series - Equipped with Hastelloy guide rod

K-Series models are specially equipped for highly corrosive applications.

Float Material	IN-LINE MOUNT MODEL NUMBER	PANEL MOUNT MODEL NUMBER	PANEL MOUNT ADJUSTABLE MODEL NUMBER
PVDF	F-44250LK-6	F-44250LKE-6	F-44250LKA-6
PVDF	F-44250LK-8	F-44250LKE-8	F-44250LKA-8
PTFE	F-44375LK-6	F-44375LKE-6	F-44375LKA-6
PTFE	F-44375LK-8	F-44375LKE-8	F-44375LKA-8
Hastelloy	F-44376LK-6	F-44376LKE-6	F-44376LKA-6
Hastelloy	F-44376LK-8	F-44376LKE-8	F-44376LKA-8
Hastelloy	F-44500LK-6	F-44500LKE-6	F-44500LKA-6
Hastelloy	F-44500LK-8	F-44500LKE-8	F-44500LKA-8
Hastelloy	F-44750LK-8	F-44750LKE-8	F-44750LKA-8
Hastelloy	F-44750LK-12	F-44750LKE-12	F-44750LKA-12
<b>PTFE</b>			
PTFE	F-44330LK-6	F-44330LKE-6	F-44330LKA-6
PTFE	F-44330LK-8	F-44330LKE-8	F-44330LKA-8
PTFE	F-44560LK-6	F-44560LKE-6	F-44560LKA-6
PTFE	F-44560LK-8	F-44560LKE-8	F-44560LKA-8

#### Solarmeter<sup>®</sup> Series - Equipped with 316 SS guide rod

Solarmeter<sup>®</sup> models are available for in-line installations only.

#### Models with Brass Adapters

Pipe Size	GPM	LPM	Float Material	FEMALE NPT MODEL NUMBER	MALE NPT MODEL NUMBER	SWEAT MODEL NUMBER
3/8"	0.1 to 1.0	0.4 to 4.0	316 SS	F-44375LB-7	n/a	n/a
1/2"	0.1 to 1.0	0.4 to 4.0	316 SS	n/a	F-44375LB-9	F-44375LB-8
3/8"	0.2 to 2.0	0.75 to 7.5	316 SS	F-44376LB-7	n/a	n/a
1/2"	0.2 to 2.0	0.75 to 7.5	316 SS	n/a	F-44376LB-9	F-44376LB-8
3/8"	0.5 to 5.0	1.8 to 18.0	316 SS	F-44500LB-7	n/a	n/a
1/2"	0.5 to 5.0	1.8 to 18.0	316 SS	n/a	F-44500LB-9	F-44500LB-8
3/4"	1.0 to 10.0	5.0 to 37.5	316 SS	n/a	F-44750LB-13	F-44750LB-12
<b>GPH LPH</b>						
3/8"	3.0 to 30.0	10 to 110	PTFE	F-44330LB-7	n/a	n/a
1/2"	3.0 to 30.0	10 to 110	PTFE	n/a	F-44330LB-9	F-44330LB-8
3/8"	5.0 to 60.0	20 to 220	316 SS	F-44560LB-7	n/a	n/a
1/2"	5.0 to 60.0	20 to 220	316 SS	n/a	F-44560LB-9	F-44560LB-8

Note:

1) Liquid models calibrated with water, Sp.Gr. 1.0. Custom Sp.Gr. calibrations available. Contact the factory.