



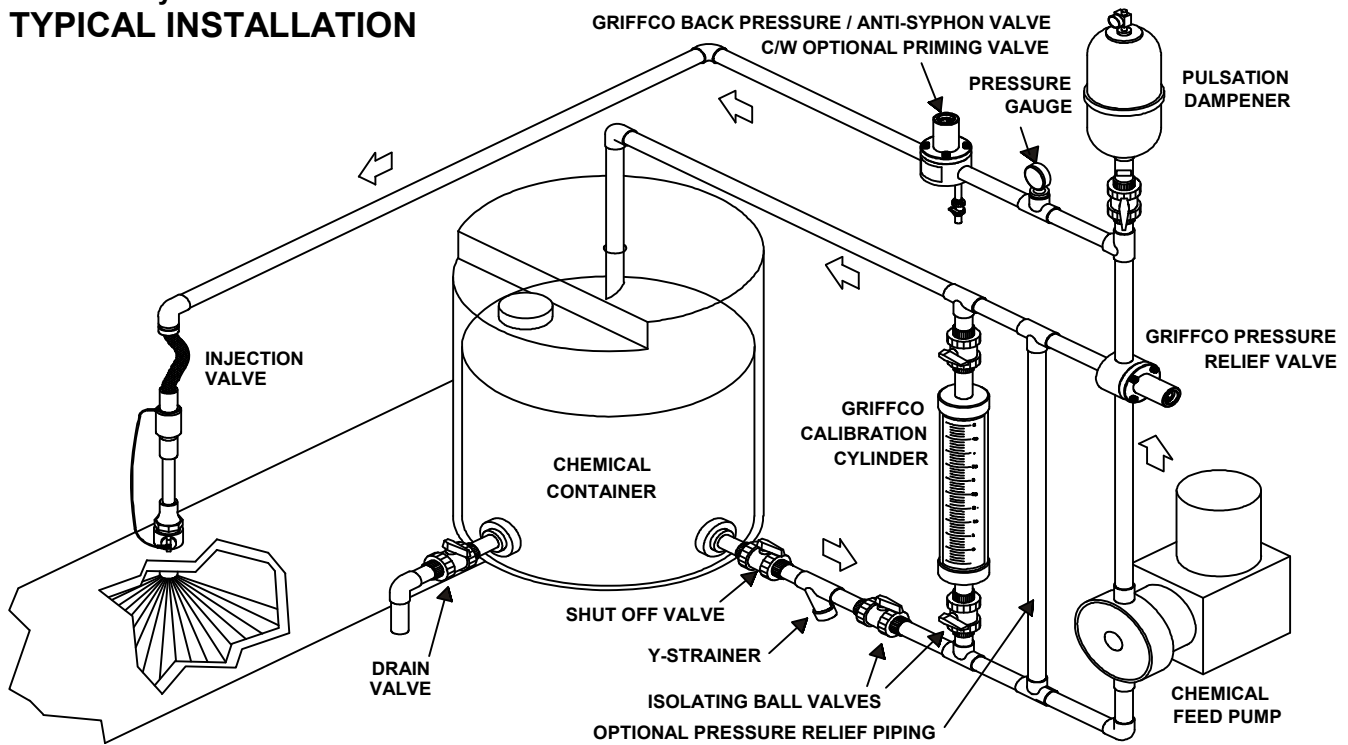
Griffco Valve Inc.
6010 N. Bailey Ave., Ste 1B
Amherst, NY 14226
Phone: 1 716 835-0891
Fax: 1 716 835-0893

G - SERIES PRESSURE RELIEF VALVE



Griffco G-Series diaphragm pressure relief valves are designed to protect chemical feed systems from over pressure damage caused by defective equipment or a blockage in the chemical feed line. Robust construction ensures reliability in the rigorous service of municipal and industrial applications. Wetted materials include: **PVC, CPVC, PP, PVDF, PTFE, Halar, 316 SS, A20 and Hastalloy C.** Available sizes: 1/2" - 4".

TYPICAL INSTALLATION



Features:

- **NEW Molded Noryl Top**
- **High Reliability / Low Cost**
- **Molded PTFE/EPDM Diaphragm**
- **Adjustable 10 - 150 PSI**
- **Optional: Other PSI Rated Valves**
- **2 & 3 Port Configurations**
- **Ventable to Suction Line**
- **Robust, Machined Construction**
- **Wide Range of Materials**

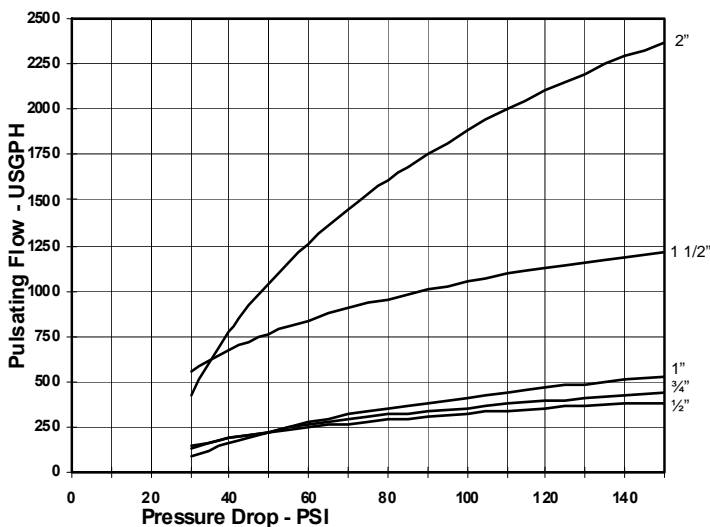
Operation:

Griffco diaphragm pressure relief valves operate when the pressure in the chemical system exceeds the preset pressure of the valve. The diaphragm is held against the valve seat by an internal spring. When the preset pressure is exceeded the diaphragm is forced up and the chemical flows out the relief port, back to the suction tank or to the suction side of the pump. The valves are pre-set at 50 psi, however they are field adjustable from 10 - 150 psi, (up to 350 psi) via the adjustment screw. The relief valve should be set approximately 15 psi higher than the system pressure. Installation should be made as close to the pump as possible, without any valves or accessories between the relief valve and the pump. Consult your pump manufacturer for his recommendations.

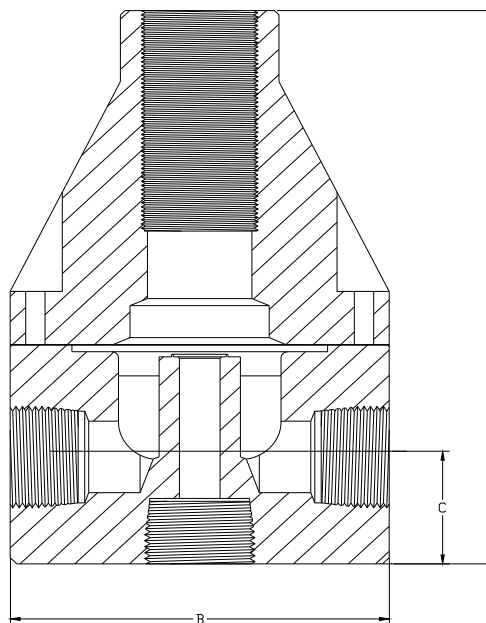
Technical Data:

Model PRG Sizes:			1/2", 3/4", 1", 1 1/2", 2", 3", 4"		
Connections:			NPT, Socket, Union, & Flange		
Pressure Adjustment			Standard: 10 - 150 psi, Optional: 0 - 50 psi, 10 - 250 psi, 50 - 350 psi *Note: Size 1 1/2" and larger PRG valves 10 - 150 psi Max range ONLY.		
Flow Rates @ 150 psi			Shipping Weight: lbs		
Size	Pulsating	Continuous	Plastic	Metal / Plastic Top	Metal / Metal Top
1/2"	300 USgph	21 USgpm	3.0	5.5	6.5
3/4"	300 USgph	21 USgpm	3.0	5.5	7.0
1"	500 USgph	26 USgpm	3.5	6.0	7.0
1 1/2"	1200 USgph	63 USgpm	7.0	14.0	23.0
2"	2350 USgph	120 USgpm	9.0	20.0	30.0
3"	5200 USgph	270 USgpm	28.0		
4"	5200 USgph	270 USgpm	30.0		
Max Temperature: (°F)			PVC: 140° ; CPVC & PP: 195°; PTFE, PVDF, & Metal: 300°, (Peak 390°)		
Max Operating Pressure (psi) @ 70 deg. F			Plastic/Noryl: 375 psi		Metal/Metal: 2000 psi
Materials of Construction:					
Diaphragm			PTFE / EPDM, Optional: Viton, Hypalon, & PTFE / Viton		
Valve Top			Standard: Noryl (1/2" - 2") PVC (3" & 4") Optional: 316 SS		
Valve Body			PVC, CPVC, PP, PTFE, PVDF, Halar, 316 SS, A 20, Hast. C		

Performance Curves: (3" & 4" curves on request)



Dimensions:



Product Codes For Ordering Pressure Relief Valves:

PRG □ □ □ □ □
 1 2 3 4

1 = Size 2 = Material 3 = Spring Opt 4 = Options

050 - 1/2"	P - PVC	1 - 0 - 50 psi	V - Viton Diaphragm
075 - 3/4"	CP - CPVC	2 - 10 - 250 psi	S - Socket Connection
100 - 1"	PP - Polypro		F - Flange Connection
155 - 1 1/2"	T - PTFE		U = Union Connection
200 - 2"	K - PVDF		B = BSP Connections
300 - 3"	H - Halar		OSS - 316 SS Top
400 - 4"	S - 316 SS		MSS - 50 - 350 psi
	A - Alloy 20		AR - Priming Valve
	C - Hastalloy C		90 - 90° Configuration

DIMENSIONS: PRG-SERIES

All Materials

Size	A (in)	B (in)	C (in)
1/2"	5.560	3.500	1.125
3/4"	5.560	3.500	1.125
1"	5.860	3.500	1.250
1 1/2"	8.350	4.900	1.825
2"	8.900	4.900	2.150

NOTE: 1 1/2" & 2" VALVES DO NOT HAVE BOTTOM PORT